

Copyright Jessica Kingsley Publishers

Teach Me

Simone Griffin,
Ruth Harris and
Linda Hodgdon

With Pictures

40 Fun Picture Scripts to Develop
Play and Communication Skills in
Children on the **Autism Spectrum**



- fully photocopiable
- includes CD-ROM of printable scripts

CONTENTS

Chapter 1	Introduction	9
	What are picture scripts?	9
	About this book	9
	Picture scripts and autism	10
	Five reasons why picture scripts work	11
	How do picture scripts benefit children with autism?	11
	How to use picture scripts	12
	Using picture scripts for the first time	13
	Reducing adult help	15
	Making your own picture scripts	15
	Promoting language and communication skills	19
	Picture scripts for older students	20
	Note	20
Chapter 2	Pretend Play	21
	Introduction	21
	The picture scripts:	
	2.1 Play Cars	22
	2.2 Go Shopping	26
	2.3 Tea Party	29
	2.4 Dolly's Bath	32
	2.5 Bus Game	36
	2.6 Cubbies and Dens	39
	2.7 Play Doctors	41
Chapter 3	Drawing Pictures	44
	Introduction	44
	The picture scripts:	
	3.1 Draw a Tree	45
	3.2 Draw a Face	47
	3.3 Draw a House	50
	3.4 Draw a Fish	53
	3.5 Draw a Flower	56

Copyright Jessica Kingsley Publishers

3.6 Draw a Monster	58
3.7 Draw a Dinosaur	61
3.8 Draw a Steam Train	64
Chapter 4 Building and Construction Games	68
Introduction	68
The picture scripts:	
4.1 Sand Castle	69
4.2 Playdough Caterpillar	73
4.3 Mr Potato Head	76
4.4 Marble Run	81
4.5 LEGO Plane	85
Chapter 5 Cooking	89
Introduction	89
The picture scripts:	
5.1 Toast	90
5.2 Sandwich	93
5.3 Ice Cream Soda	96
5.4 Fruit Smoothie	99
5.5 Mini Pizza	103
5.6 Nachos	108
5.7 Fruit and Marshmallow Salad	112
5.8 Popcorn	115
5.9 Funny Face Cookies	120
5.10 Cupcakes	125
Chapter 6 Arts and Crafts	130
Introduction	130
The picture scripts:	
6.1 Wizard Wand	131
6.2 Picture Frame	135
6.3 Snowflake Decoration	138
6.4 Paper Plane	142
6.5 Balloon Person	146
Chapter 7 Everyday Living	150
Introduction	150
The picture scripts:	
7.1 Make the Bed	151
7.2 Wash Your Hands	153
7.3 Wash the Dishes	156
7.4 Set the Table	159
7.5 Brush Your Teeth	162
Useful Resources	166

Chapter 2

PRETEND PLAY

INTRODUCTION

During pretend play, children typically learn about their world, the people around them and themselves. Pretending can sometimes be hard for children with autism because it involves paying attention to what other people do and using their imagination. Pretend play can be difficult for them. In spite of this they can still develop skills in this area. This chapter contains seven picture scripts examples for some simple concrete pretend play scenarios seen in various forms in classrooms and homes across the world.

Picture scripts are useful tools for helping children with autism begin to learn to use pretend play toys such as toy food or a doctor's kit. Sometimes children are already interested in these toys but they get 'stuck' playing with them in a particular way. A picture script will give them new ideas about how to play.

Several of the picture scripts in this chapter involve more than one person, which can create opportunities for your child to play with another child. Sometimes it can be beneficial for your child to 'practise' with an adult so they are familiar with a game or activity before involving another child. If your child plays with other children who use the toys or do the activities in a different way from the scripts, you may need to adjust the scripts to match their play patterns.

Enjoy playing!

SCRIPT 2.1 PLAY CARS

Play
Cars



P1




Get the cars.

P2



Start the engine. 'Vroom vroom.'

P3



Make it go FAST.

P4



Go over the bridge.

P5



Go through the tunnel. 'Beep beep.'

P6



P7

Oops, the car fell down.



P8

They go CRASH!

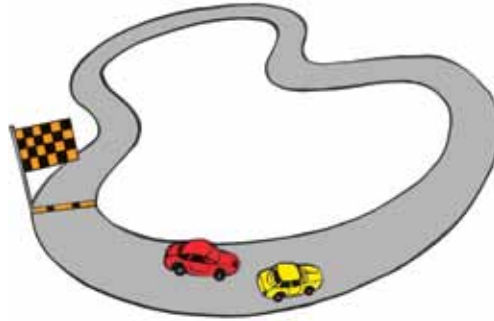


P9

Here come the police.
'WHEEEEEOOOO WHEEEEEOOOO WHEEEEEOOOO.'



Racing the cars.



Going round a track.

P10

Other ideas to try:

SCRIPT 2.5 BUS GAME

Bus Game



P1



Line up some chairs.

P2



Make pretend wheels with cushions.

P3




P4

Sit down in the chairs.



P5

Use a cushion for a steering wheel.



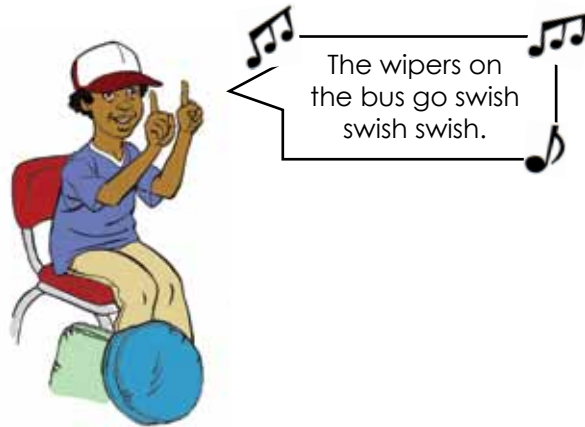
P6

Sing the 'Wheels on the Bus' song.



P7

Use your hands to show the wheels going round.



P8

Use your hands to show the wipers.



P9

Stand up and down.



SCRIPT 2.6

CUBBIES AND DENS

Cubbies
and Dens



P1



Put the chairs out.

P2



Cover the chairs.

P3

