

PEER AWARENESS ASSEMBLY NOTES

Autism Awareness for the Whole School

PEER AWARENESS ASSEMBLY OR INTRODUCTORY LESSON PLAN

Lesson title: What is Autism?

Introduction

The ready-to-use assembly slides can be downloaded at www.jkp.com/voucher using the code BEANEYAUTISM and shown on the screen to pupils. If you would like the children to be more involved in delivering the assembly, slides could be printed out for the pupils to hold up. Notes are provided to enable staff to deliver the assembly with confidence.

If you do not wish to deliver this material as an assembly the information can form an introductory lesson about Autism for the class or a small group.

Learning objectives

- To introduce the term 'Autism'.
- To promote awareness and acceptance of pupils with Autism.
- To explain how pupils can help their peers with Autism.

Resources


- Laptop
- Projector
- Assembly PowerPoint slides (slides 1-19)
- Mozart CD

- Resource 1: A-U-T-I-S-M assembly cards – write how children can support their peers on the reverse of letters (the downloadable versions of the cards are enlarged to give one letter per page, so I'd suggest downloading and printing this resource rather than photocopying it)
- Arrange 6 chairs facing the audience

Teaching and learning activity

Introduction: Explain that the aim of the assembly is to raise awareness of Autism. Ask pupils to raise their hands if they have heard of Autism. Explain that 1 in 100 people have Autism.

Peer Awareness Assembly and Lesson Plans - Slide 2



Teacher's script: Autism affects how a person communicates and interacts with other people. It also affects how they make sense of the world around them. Having Autism means you have a different way of seeing the world that can sometimes makes it difficult to understand people. People are born with Autism - you cannot catch it from another person.

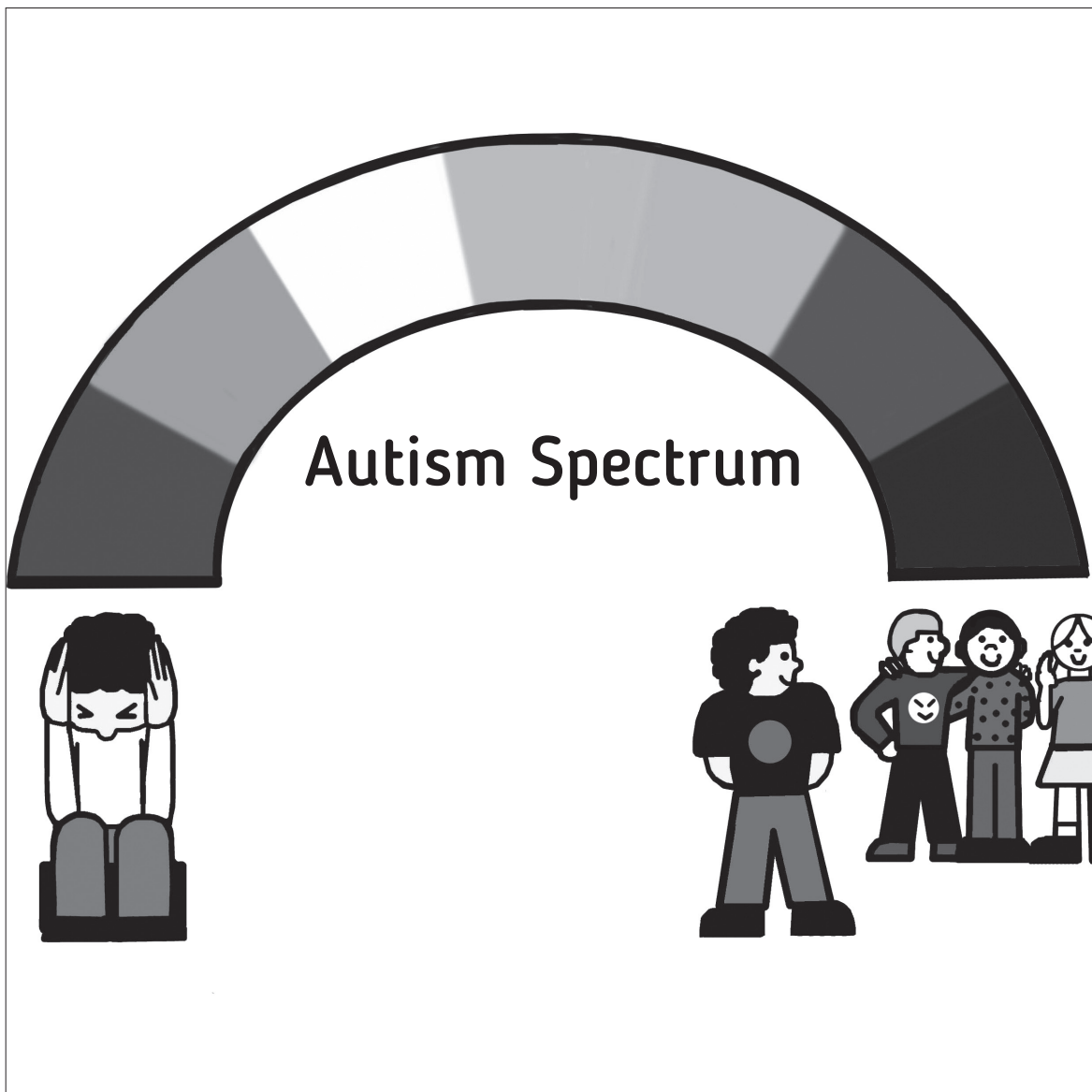
Peer Awareness Assembly and Lesson Plans - Slide 3



Teacher's script: Everyone is different and Autism affects people differently. Some people may have mild Autism and others have Autism that is more severe. Some children with Autism may be very smart. Some children with Autism don't seem to want to communicate with people and may not talk. Some children with Autism want friends but don't know how to make friends.

This is why it is called an Autism spectrum.

Peer Awareness Assembly and Lesson Plans - Slide 4



Teacher's script: In our school we may see children on the Autism spectrum.

People with Autism can find change difficult to cope with and get anxious if their routine changes. They may be very sensitive to things around them in their environment and, for example, might find sounds in the classroom or everyone playing in the playground too noisy for them. People with Autism have difficulty understanding other people's thoughts and feelings. Some people with Autism can find it difficult to express when they are feeling anxious, angry or frustrated in an appropriate way so may react aggressively.

Activity: Choose 6 children to come to the front of the assembly hall to hold up the large letters spelling 'AUTISM'.

Turn the cards over one by one to reveal how they can support a pupil with Autism and become a champion for Autism.

Peer Awareness Assembly and Lesson Plans - Slide 6



Teacher's script: We know that people with Autism have a different way of thinking and seeing the world.

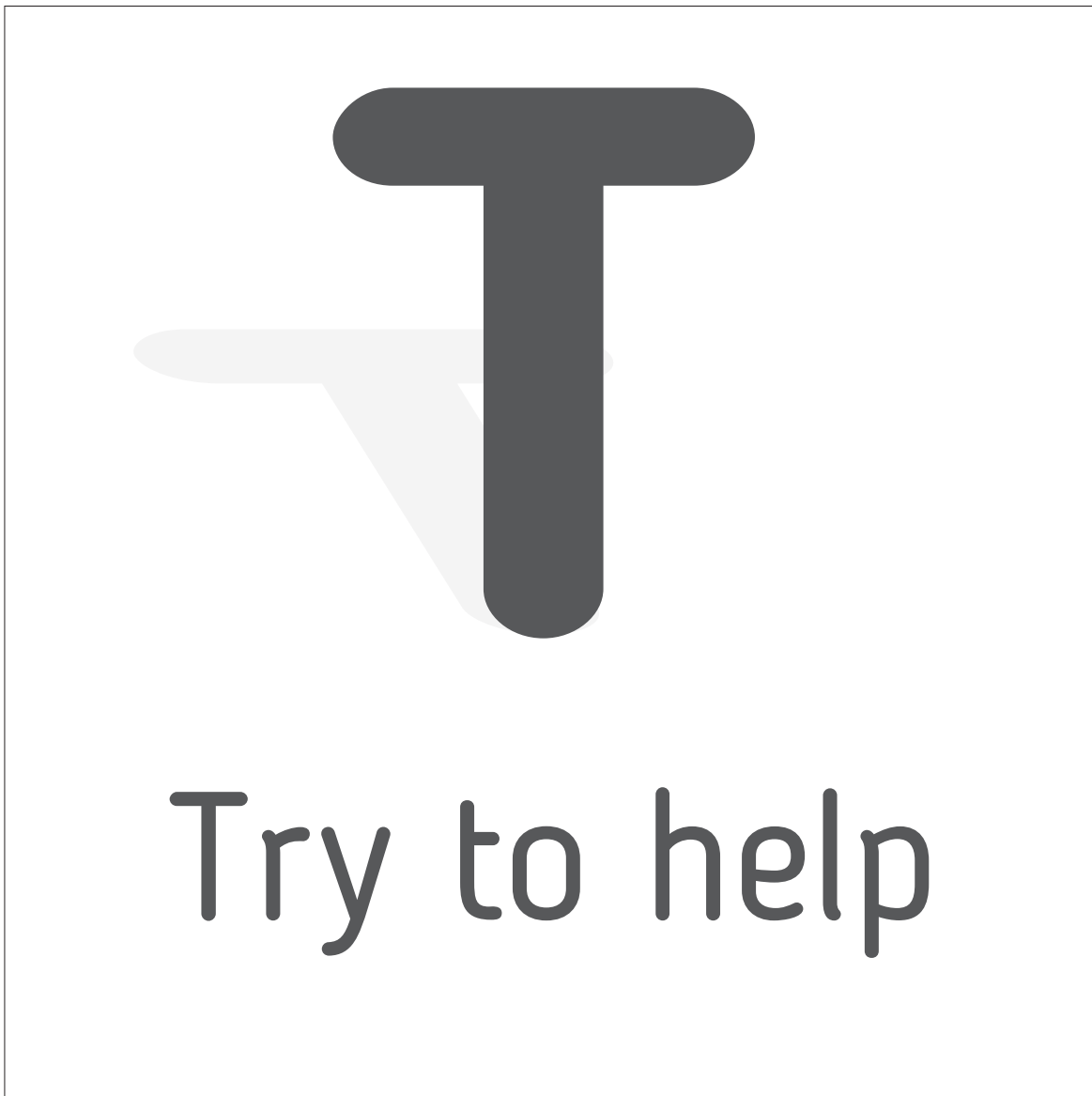
We are all different and have different strengths and we all need help with some things.

Peer Awareness Assembly and Lesson Plans - Slide 8



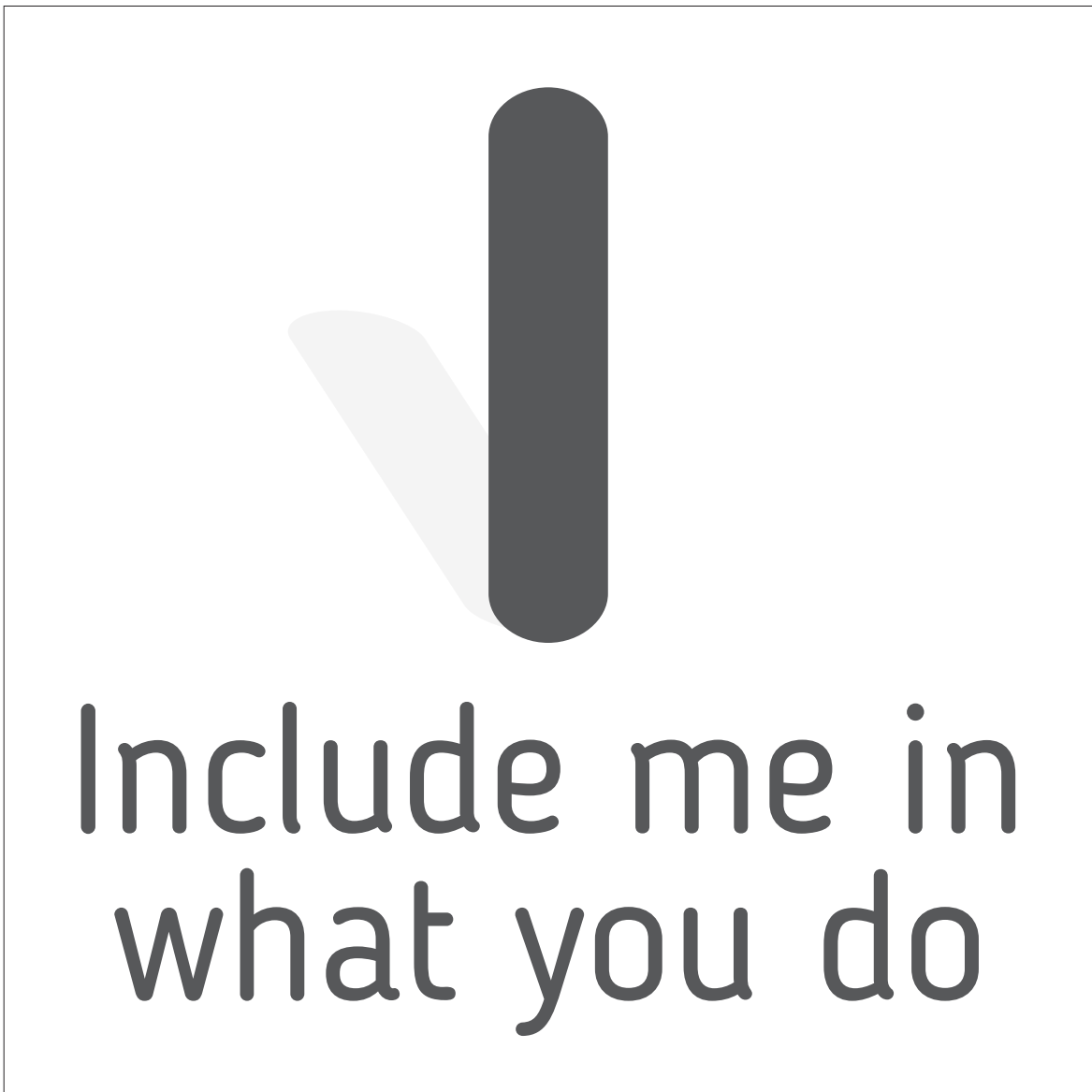
Teacher's script: If we don't understand something we can get anxious and upset. By learning about Autism we can understand the person and help them.

Peer Awareness Assembly and Lesson Plans - Slide 10



Teacher's script: Teach others about Autism. Tell a friend, your parents or grandparents.

Peer Awareness Assembly and Lesson Plans - Slide 12



Teacher's script: Include children with Autism in what you do - say 'It is okay to be different - you are still one of us and we will look after you and help you.'

Peer Awareness Assembly and Lesson Plans - Slide 14



Show support

Teacher's script: Be kind and helpful. People with Autism can get very anxious - reassure them.

If things change they may get anxious, for example if the teacher is away or if the timetable changes.

Peer Awareness Assembly and Lesson Plans - Slide 16



Teacher's script: You can help if people with Autism want to be friends but don't know how. Including a person with Autism in your play can help them learn the rules for being a good friend.

Peer Awareness Assembly and Lesson Plans - Slide 18

**We are
learning to
be Autism
Champions**

Peer Awareness Assembly and Lesson Plans - Slide 19

Some famous people are thought to have had Autism



A Statue of Mozart in London

Teacher's script: This is a statue of Mozart in London. Mozart was a gifted musician and composer. As a young child he performed to royalty and composed his own music. He is thought to have had Autism. We are going to end our assembly by listening to some music by Mozart.

Play music by Mozart to end the assembly.